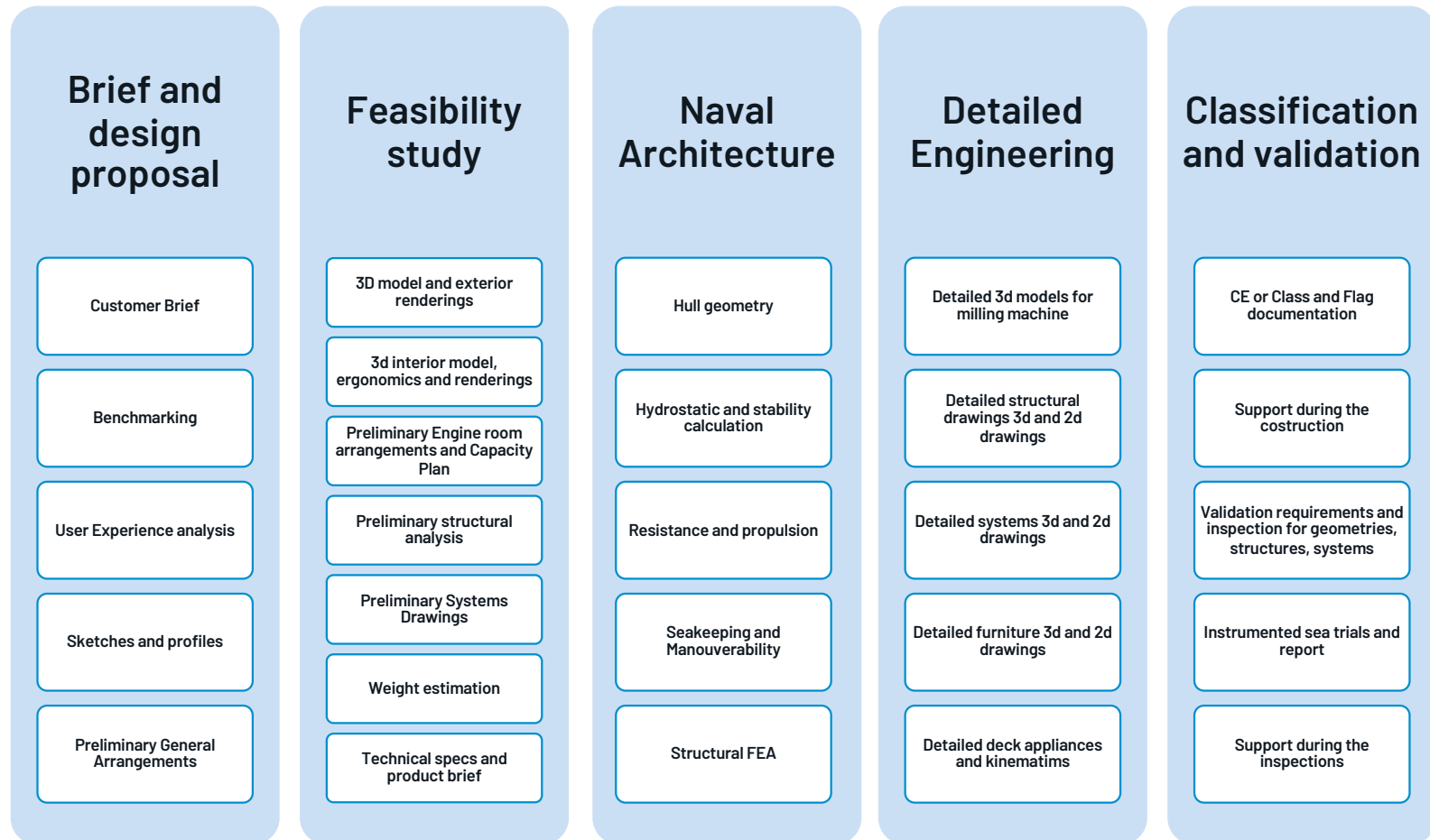




DESIGN PROCESS & TYPICAL DELIVERABLES



BRIEF AND DESIGN PROPOSAL

Where the concept is defined

USER EXPERIENCE


[illegible]




TENDER TO SERENITY 9

NAVIGATION

	Rating	Notes
> SEAKEEPING		
> NAVIGATION AIDS		
> SPRAY/WIND PROTECTION		
> HANDRAILS		
> SAFETY ON BOARD		







COMFORT







www.micad.it • info@micad.it


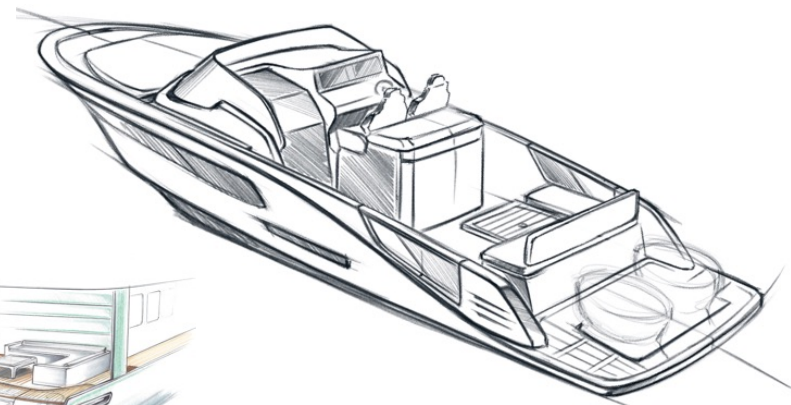
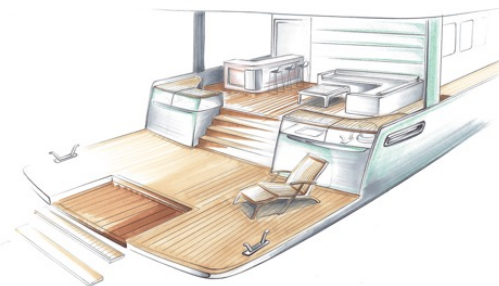

Headquarter • Lecce • ITALY

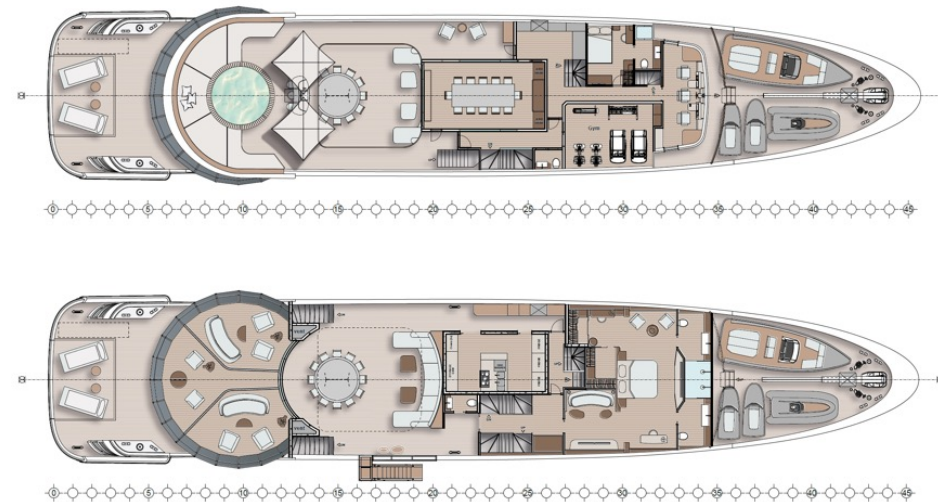
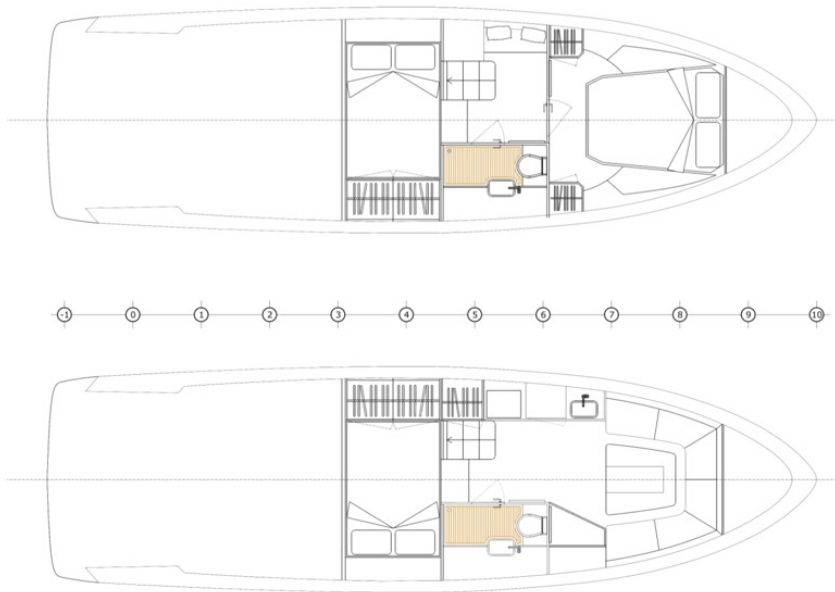
R&D Dept • Trieste • ITALY

TENDER TO SERENITY 9						
PURPOSES		Rating		Notes		
> GUESTS TRANSFER TO/FROM SERENITY (with LUGGAGE)						
> SNORKELING/WEAKBOARD/SKIING/ECT.						
> HAVE A SWIM						
> STOCK UP ON FOOD/ SHOPPING						
> ...						

FLEXIBILITY





FEASIBILITY STUDY

Where the concept is validated

FEASIBILITY STUDY

EXTERIOR RENDERINGS

MICAD
THE CREATIVE
ENGINEERING COMPANY



www.micad.it • info@micad.it

Headquarter • Lecce • ITALY

R&D Dept • Trieste • ITALY

FEASIBILITY STUDY

INTERIOR RENDERINGS

MICAD
THE CREATIVE
ENGINEERING COMPANY



www.micad.it • info@micad.it

Headquarter • Lecce • ITALY

R&D Dept • Trieste • ITALY

FEASIBILITY STUDY

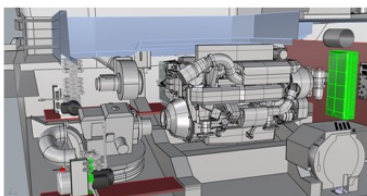
PRELIMINARY ARRANGEMENT (ENGINE ROOM AND CAPACITY PLAN)

MICAD
THE CREATIVE
ENGINEERING COMPANY

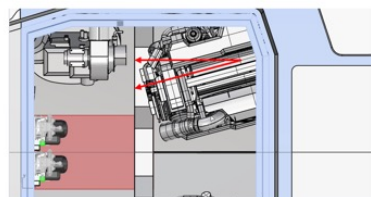
DISSEMBLING SEQUENCES

MICAD
THE CREATIVE
ENGINEERING COMPANY

STEP 1

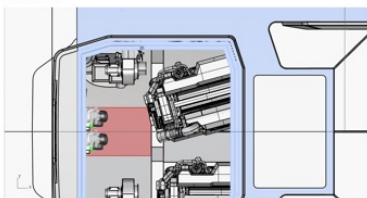


STEP 2

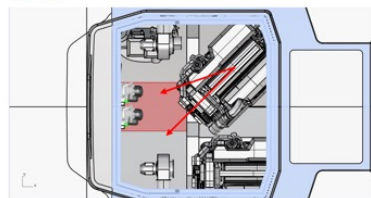


-100MM IN Y;
ROTATE +15°



STEP 3



STEP 4



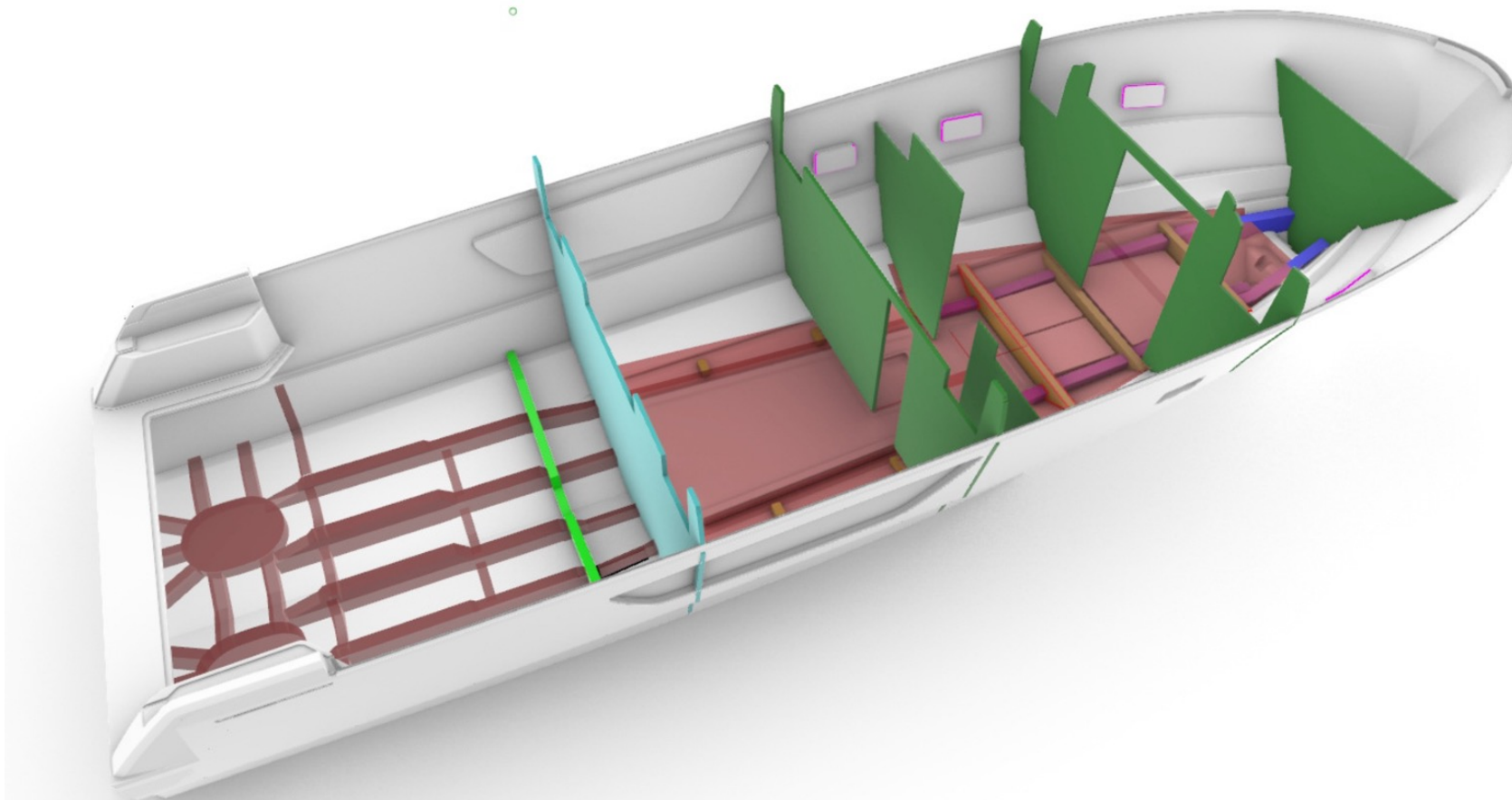
ROTATE +30°;
-100MM IN X

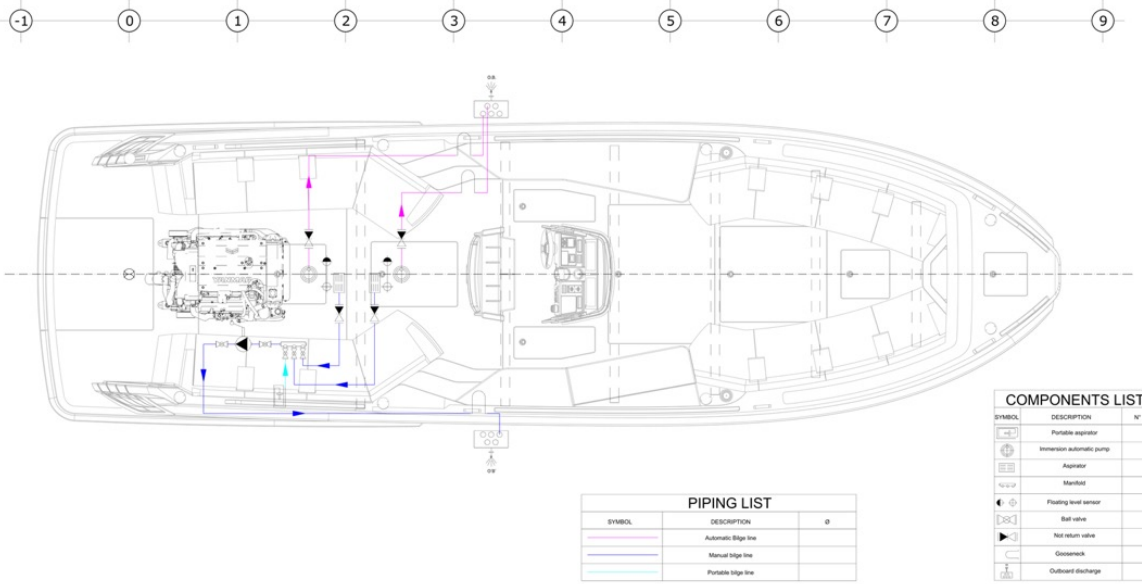
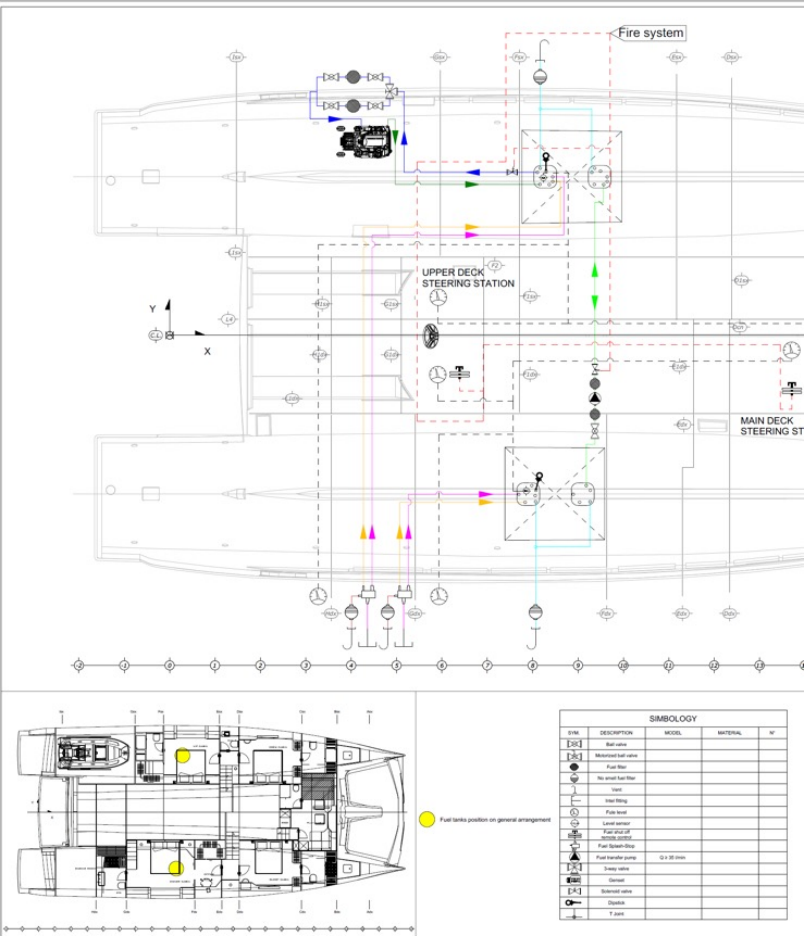


FEASIBILITY STUDY

PRELIMINARY STRUCTURAL ARRANGEMENT

MICAD
THE CREATIVE
ENGINEERING COMPANY





FEASIBILITY STUDY

WEIGHT ESTIMATION



FJ4X - #1



Load case

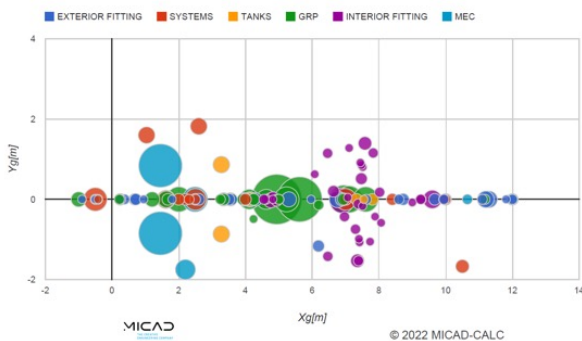
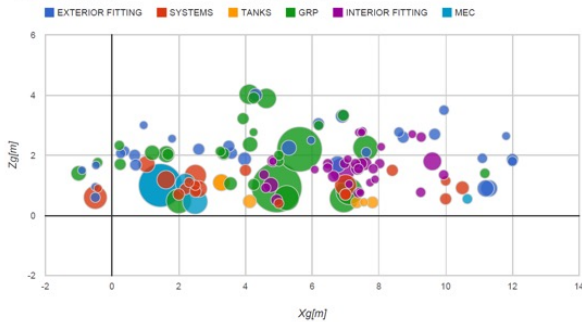
Project details:

Length: 14.35 m
Beam: 4.56 m

Variant name: #01

Version list:
Propulsion list:
Optional items list:

Walkaround
D8-600 IPS800
Inboard engines



FJ4X - Prototype Items



Name	List	Job	Topological	Weight	Xg	Yg	Zg	Quantity	Product
Aft gates	baselineItem	EXTERIOR FITTING	Deck	33	0.378	0	2.14	2	OVERBOARD FALLING PREVENTION EQUIPMENTS
Anchor	baselineItem	EXTERIOR FITTING	Deck	20	12	0	1.8	1	MOORING AND ACHORING ANCHOR LOCKER
Anchor folding bow roller	baselineItem	EXTERIOR FITTING	Hull	69	12	0	1.86	1	MOORING AND ACHORING ANCHOR LOCKER
Anchor sys Hydraulic power pack	baselineItem	SYSTEMS	Hull	38.5	10	0	1.15		
Balcony handrails	baselineItem	EXTERIOR FITTING	Deck	9.7	1.8	0	2.552		
Bath ladder	baselineItem	EXTERIOR FITTING	Deck	17.25	-0.5	0	0.6		
Batteries AGM 12 V Ah 130	baselineItem	SYSTEMS	Module	150.6	2.6	1.821	0.882		
Bilge system	baselineItem	SYSTEMS	Widespread	28.75	5	0	0.4		
Black water	baselineItem	SYSTEMS	Widespread	55	7	0	0.7		
BLACK WATER TANKS	baselineItem	TANKS	Hull	46	7.807	0	0.435		
BOILER	baselineItem	SYSTEMS	Engine Room	84	10.5	-1.67	0.918		
Bow sunpad cushions	baselineItem	EXTERIOR FITTING	Deck	54	9.67	0	2.7		
Chain 50m ø12mm	baselineItem	EXTERIOR FITTING	Hull	172.52	11.3	0	0.9		
Cleats	baselineItem	EXTERIOR FITTING	Deck	9.76	5.966	0	2.5		



© 2022 MICAD-CALC

FJ4X - #1



Optional item

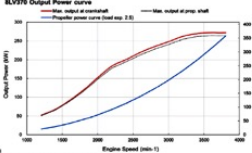
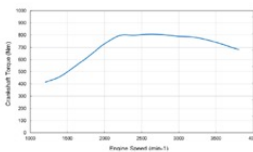
50m extra chain
8 fenders + pins
AC
Additional grey water tank
Aft sun awning
Balcony
Bow Thruster
Cleats on platform (for tender only)
Fore sun awning
Gangway
Generator
Hydraulic platform lifting system
Inverter/charger, 3000 W - 150A
Seabob
Seakeeper 5 + 15% margin
Teak
Underwater lights
Volvo Penta active corrosion protection

4 PROPULSION & PERFORMANCE

ENGINE NR	Nr	1
ENGINE TYPE	Type	YANMAR
ENGINE MODEL	Type	BLV - (V8-90°)
ENGINE POWER - RPM	HP / KW	370 HP (272 KW) -
RATED SPEED	RPM	3.800
STERNDRIIVE	Type	YANMAR - ZT-370
CONTROL	Type	ELECTRONIC
COMBUSTION SYSTEM	Type	COMMON RAIL
FUEL	Type	DIESEL
FUEL CONSUMPTION AT CRUISING SPEED	l/h	45 *
RANGE AT CRUISE SPEED	MN	150 *
CRUISING SPEED	Kn	25÷27 *



BLV370 Torque curve



5 CONSTRUCTION & TECHNOLOGY

DESIGN CATEGORY	Cat.	B + C
COMPOSITE STRUCTURE	Type	CARBON FIBER
TECNOLOGY	Type	VACUUM INFUSION

6 HULL DESIGN & DECK EQUIPEMENTS

- "Deep-V" bottom planing hull
- approx. 6m² x darkened plexiglass sides coatings (5mm thick)
- approx. 25m² x synthetic teak deck flooring (in line with the mother ship's type and colors)
- Finishing surface painted with **Awlgrip Oyster White Coating** (as for the mother ships)
- Standing helm console with high-low electric mechanism (range of about 150 mm)
- 2x GRP white cabinets one per side, with black top (foldable only on the stbd side due to the sink)
- 4x cabinet doors (with teak and fabric refinements)
- 2x cabinet fridge's doors (with teak and fabric refinements)
- 2x AIS1316 s/s stern extraction grids
- 1x reinforced eye-bolt forward for Lift and Launch
- 2x reinforced eye-bolts stern for Lift and Launch
- 1x spread bar for Lift and Launch
- 2x under deck watertight luggage's lockers
- 2x storage locker for telescopic poles and Awnings Systems (please quote separately)*
- 2x small bulwark lockers + closing doors
- 1x storage stern locker for swim ladder and gangway
- 8x telescopic carbon poles for awnings supports (IP6617 by i-Carbon)
- 8x pop-up deck self-draining sockets (IP6600 by i-Carbon)
- Custom carbon flag pole (including 360° nav. light on top)
- Manual foldable carbon gangway (Xquip), including 2x deck sockets
- Manual foldable carbon swim ladder (around 1000x650x231mm) (Xquip), including 2x deck sockets

7 APPLIANCES & GUEST ACCOMODATION

- Double pilot seating - fabric or leather (in line with Mother Ship's material and color)
- 18m² x Upholstery Package - fabric or leather (in line with Mother Ship's material and color)
- 10x folding armrests + 6x fixed armrests
- 16 x cup holders on armrests
- 2 x cup holders inside the cabinets
- 2 x Vitrifrigo DW 75L s/steel drawer fridge (please quote separately)*
- 1x Moulded sink on the stbd cabinet
- 1x Mixer-tap with extractable faucet OZ (by Forst&Suardi)
- Folding-top on stbd-side cabinet (including gas-springs and s/s hinges)
- Glass holders' cabinets with leather refinements
- 1x waste bin
- 1x retractable shower (by Forst&Suardi)
- 1x plug-in carbon shower (T-Carbo/Y by Inoxstyle) (please quote separately)*

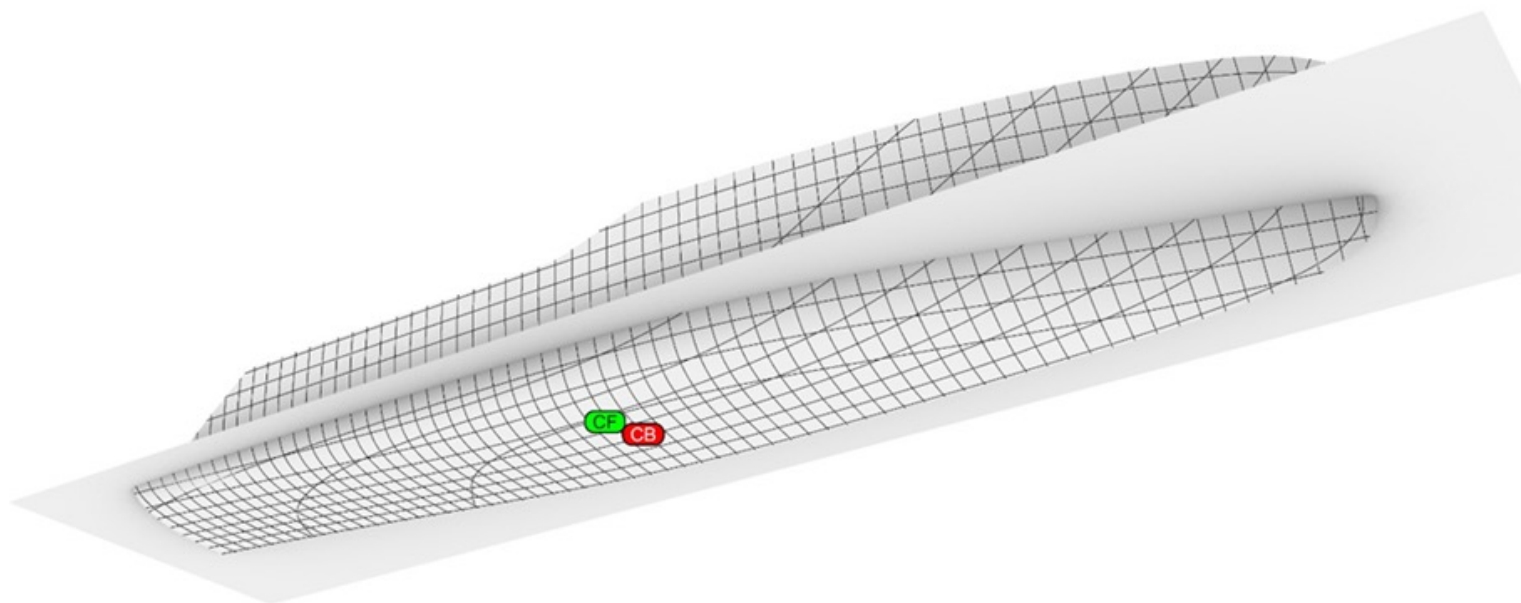
NAVAL ARCHITECTURE

Where performances are improved

NAVAL ARCHITECTURE

HULL SHAPE

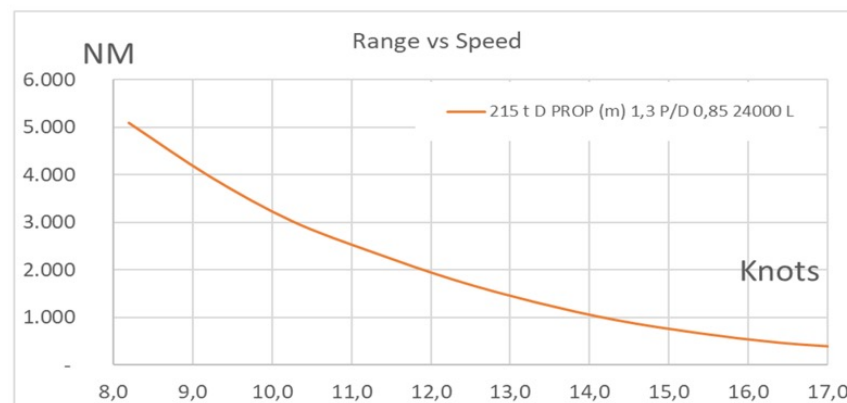
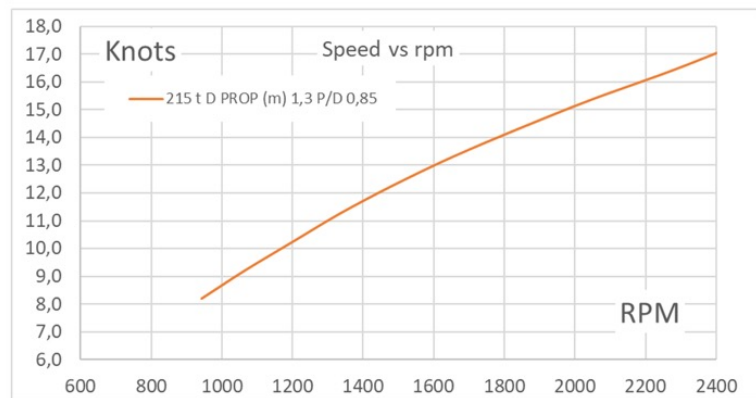
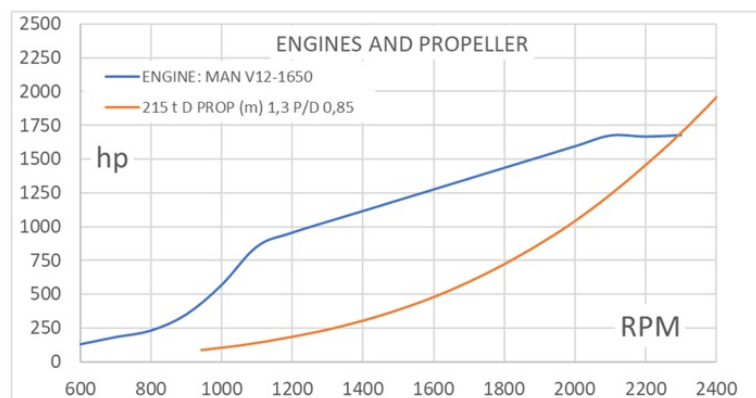
MICAD
THE CREATIVE
ENGINEERING COMPANY



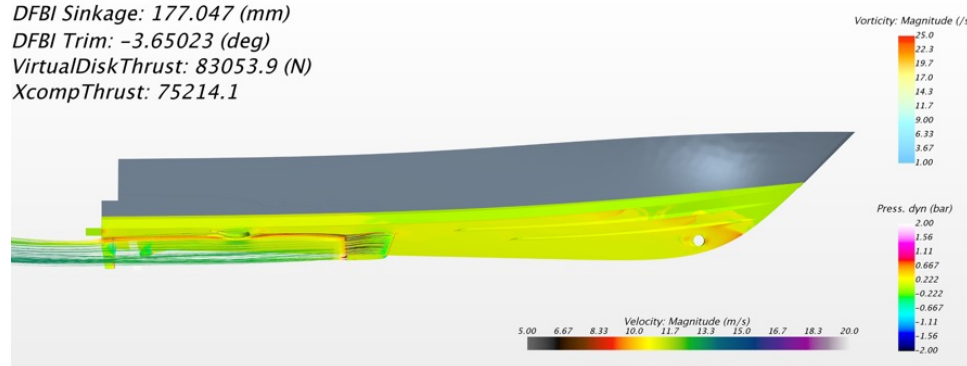
PERFORMANCES AND CONSUMPTION DATA

SF YACHTS

ENGINEERING



Velocity: 12.86 (m/s)
 DFBI Sinkage: 177.047 (mm)
 DFBI Trim: -3.65023 (deg)
 VirtualDiskThrust: 83053.9 (N)
 XcompThrust: 75214.1



ISO 12217-1:2017 CALCULATION WORKSHEET No. 6d curve of righting moment m_{R0}

SVP Auto d.o.o. Greenline S8 Fly

Insert curve of righting moment in 5° steps in one of following units:

chosen unit: kg m

chose of M_{01} :

heel angle [°]	Insert Righting Arm Moment [Nm, kg m, m]	Righting Moment [Nm]	Righting Moment [kg m]	Arm Gz [m]	Wind Heeling moment curve [m]
-25	100111.1428	100111	10209	0.385	0.1282
-20	27886.5265	27887	2860	0.374	0.1282
-15	27886.5265	27887	2860	0.374	0.1282
-10	27886.5265	27887	2860	0.374	0.1282
-5	42640.1667	42640	4287	0.362	0.1282
0	-1.70767644	-2	0	0.000	0.1282
5	42640.1667	42640	4287	0.362	0.1282
10	69962.4891	69962	7129	0.350	0.1282
15	87875.7683	87876	8961	0.338	0.1282
20	97107.8273	97108	9903	0.324	0.1282
25	100111.1428	100111	10209	0.308	0.1282
30	100089.8913	100090	10289	0.300	0.1282
35	100040.6486	100041	10363	0.307	0.1282
40	100954.3965	100954	10296	0.305	0.1282
45	102228.3887	102228	10426	0.313	0.1282
50	103845.7953	103846	10590	0.400	0.1282
55	101843.24	101843	10366	0.390	0.1282
60	87875.7684	87874	8971	0.338	0.1282
65	69962.4891	69962	7129	0.328	0.1282
70	42640.1667	42640	4287	0.306	0.1282

area A1 and A2 limits

heel degrees

A1 from: -16.81 to 3.96 below M_{01}

A2 from: 3.96 to 50.00 above M_{01}

point of intersection of righting moment curve and wind heeling moment curve

ϕ_{01}

3.962

M_{01}

33317 Nm

M_{02}

3307 Nm

M_{03}

0.1282 m

ϕ_{01}

3.96 degrees

ϕ_{02}

50.00 degrees

ϕ_{03}

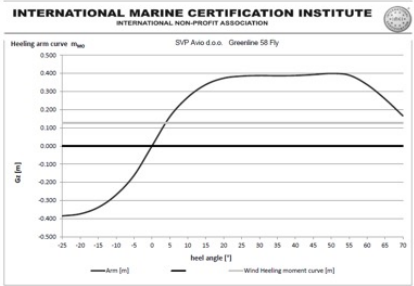
20.77 degrees

Max m(kg)

0.800/m

heel at GZ max

50.00 degrees



GL55_05_06_11_Calculation_Tool_ISO_12217-1_CAT_B_01

07/02/2024

GL55 Flybridge

GL55 Flybridge - Stability calculation at mla

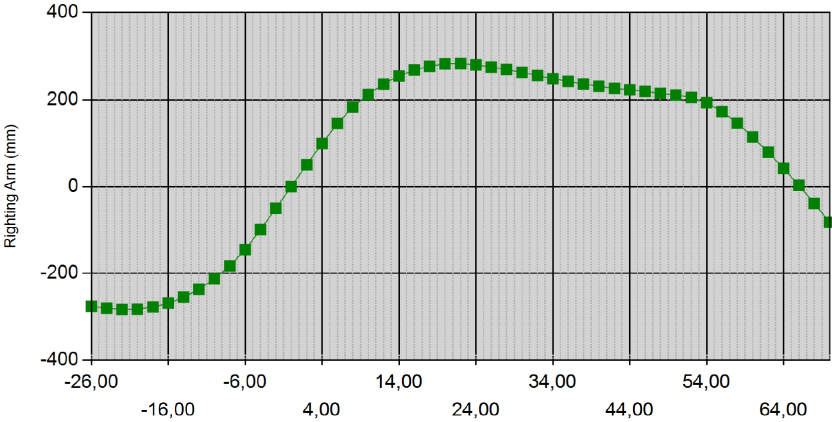
Greenline

Report Time: Tuesday, February 6, 2024, 10:40:06 AM

Model Name: G:\shortcut-targets-by-id\0B-U3GDF4RYwbSk9VXFxYVI5cjA\MICAD\03_ INGEENRIA\083_GL55\05_DESIGN_VALIDATION\06_STABILITY GL55_05_06_11_Calculation_Tool_ISO_12217-1_CAT_B_01.dwg



Stability Curve



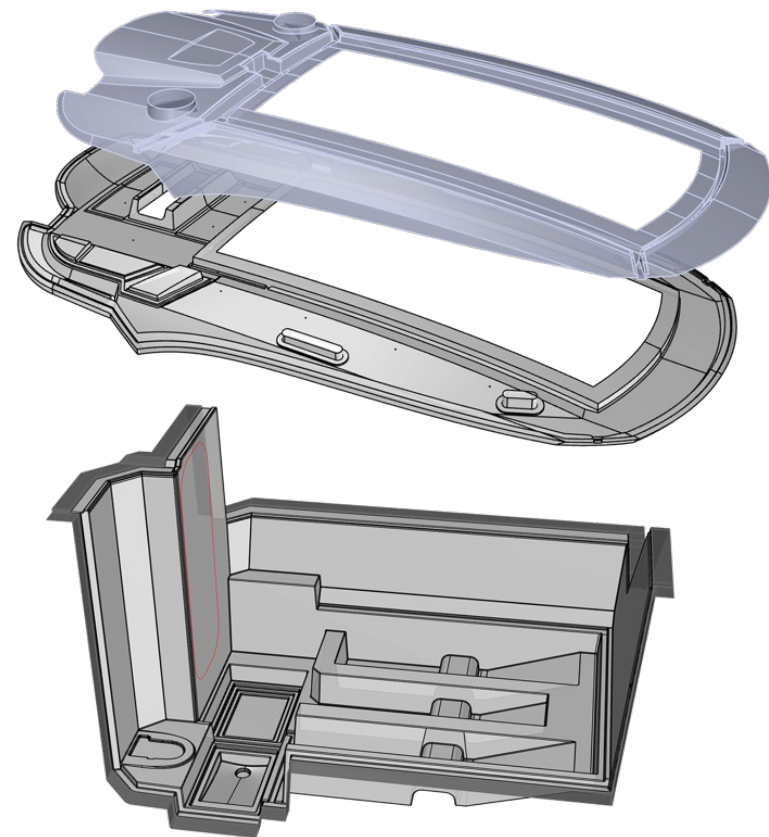
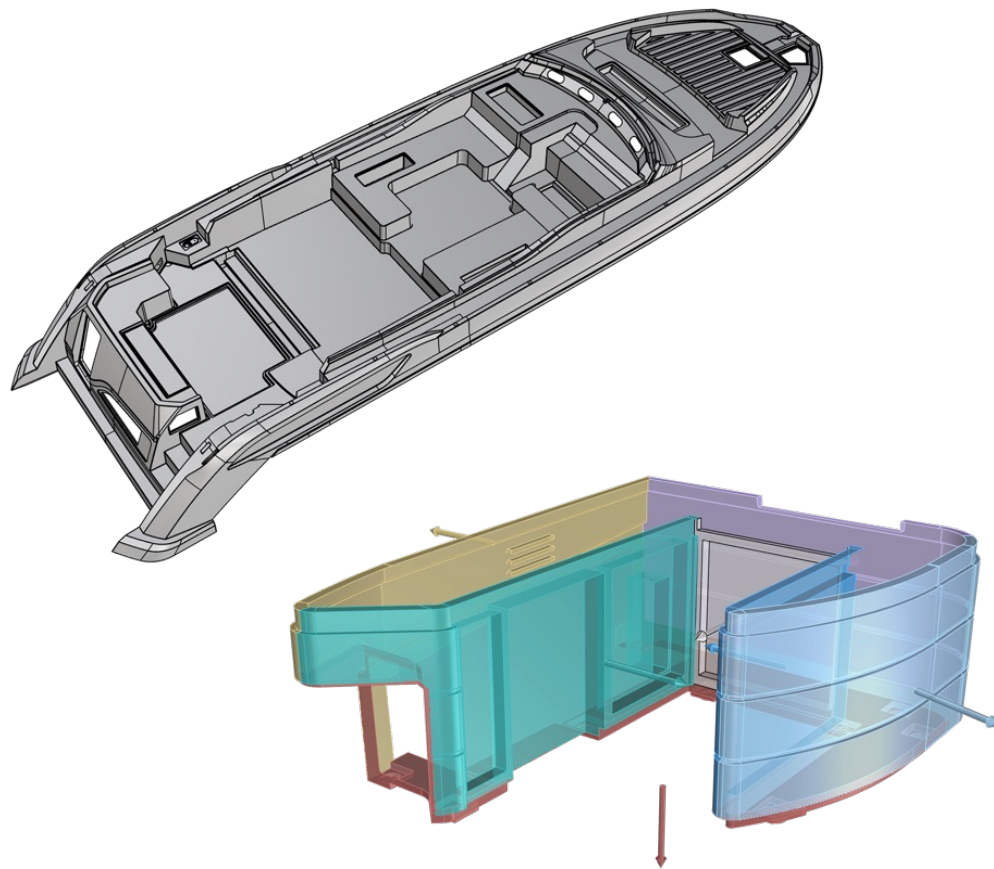
DETAILED ENGINEERING

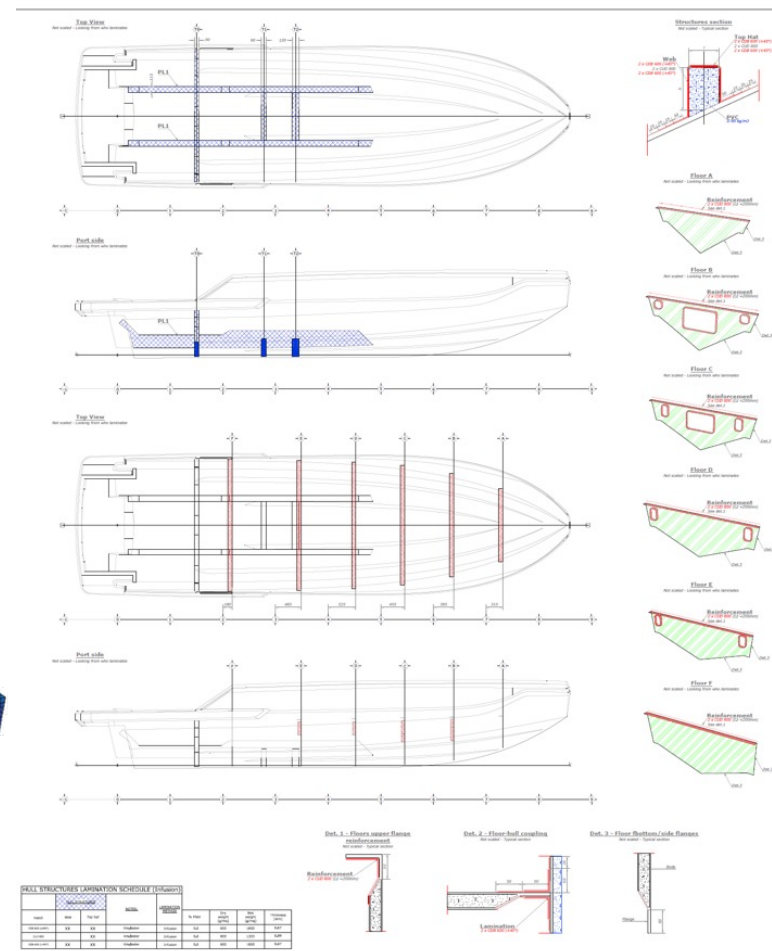
Where costs are controlled

DETAILED ENGINEERING

DETAILED 3D MODELING

MICAD
THE CREATIVE
ENGINEERING COMPANY


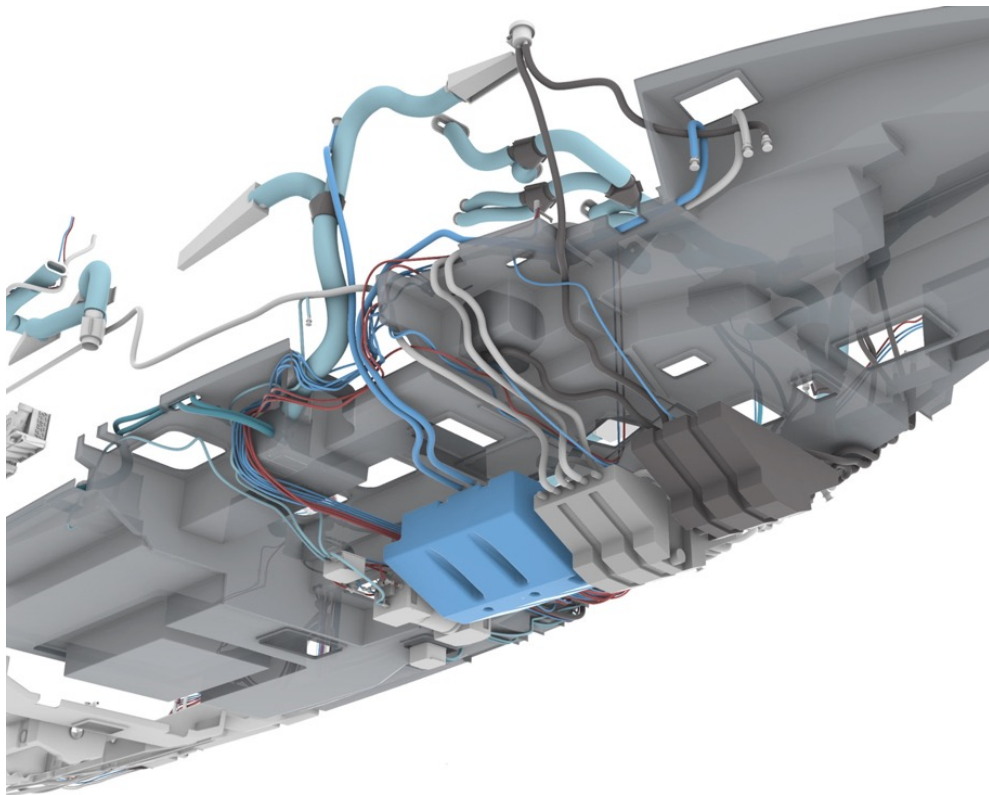




DETAILED ENGINEERING

SYSTEMS

MICAD
THE CREATIVE
ENGINEERING COMPANY



www.micad.it • info@micad.it

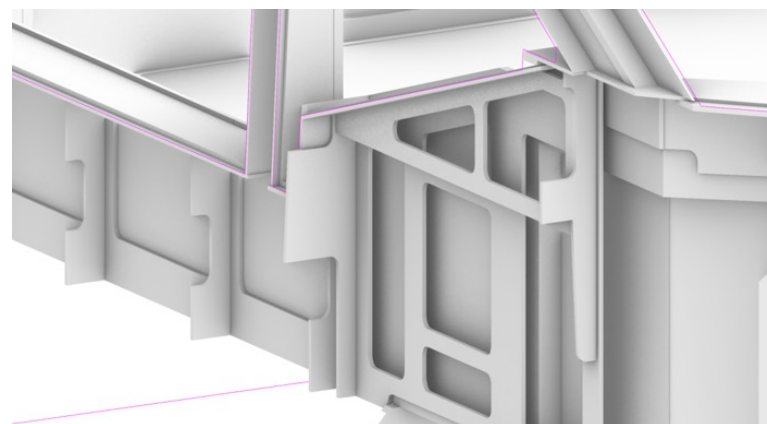
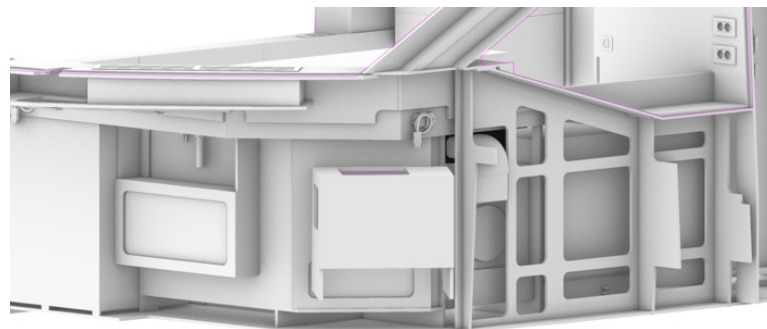
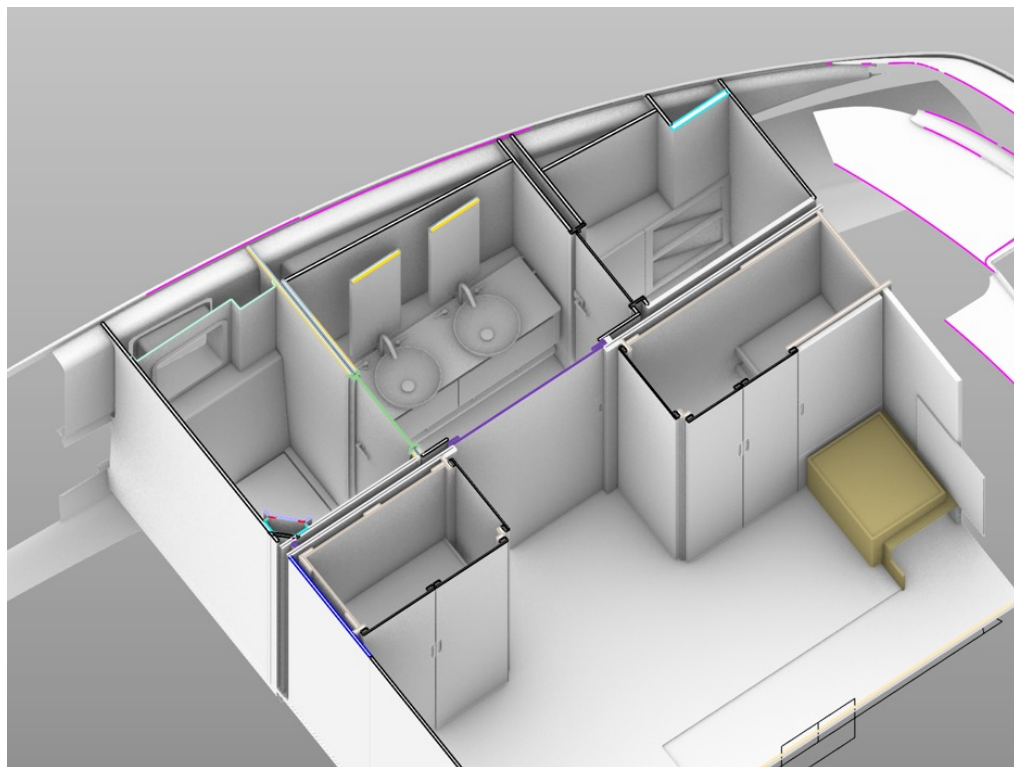
Headquarter • Lecce • ITALY

R&D Dept • Trieste • ITALY

DETAILED ENGINEERING

INTERIORS

MICAD
THE CREATIVE
ENGINEERING COMPANY



www.micad.it • info@micad.it

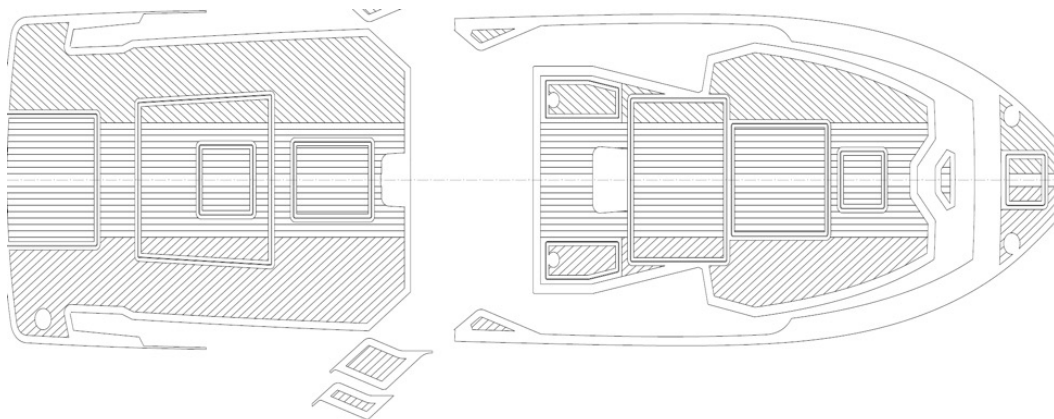
Headquarter • Lecce • ITALY

R&D Dept • Trieste • ITALY

DETAILED ENGINEERING

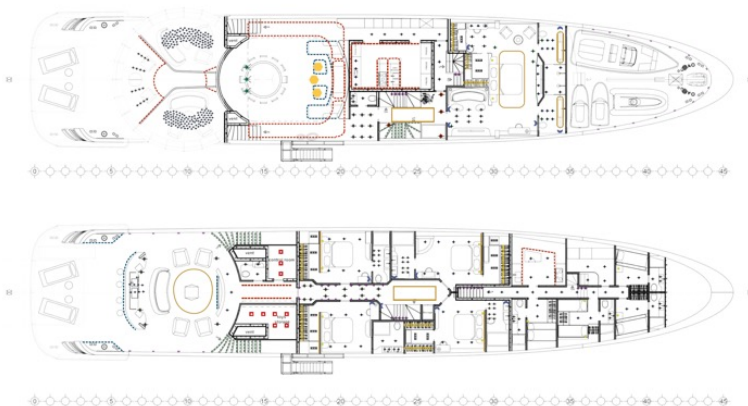
DECK APPLIANCES

MICAD
THE CREATIVE
ENGINEERING COMPANY

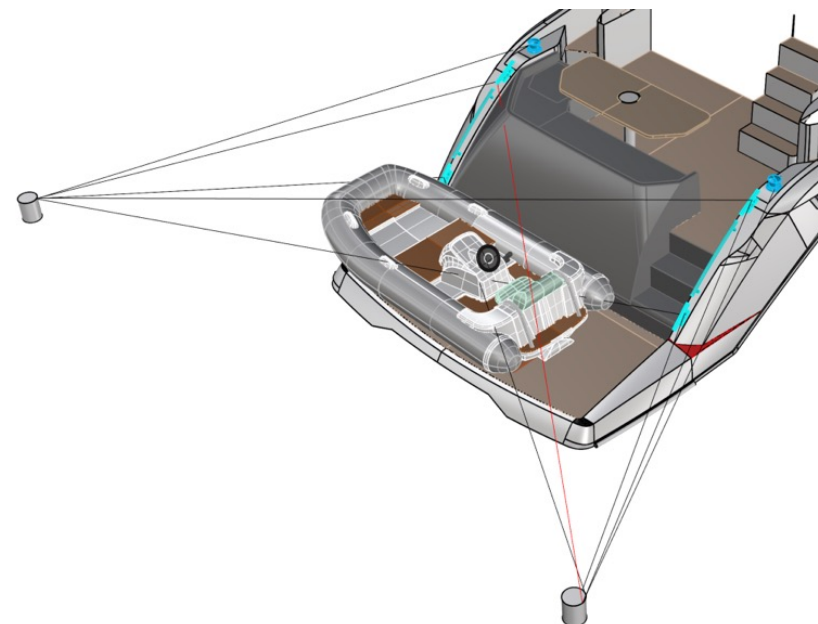


LIGHT PLAN

MICAD
THE CREATIVE
ENGINEERING COMPANY



TAG	TYPE	QTY
---	WATERPROOF LED STRIP LIGHT ON THE CEILING	
---	COURTESY LED STRIP LIGHT	
---	WATERPROOF LED STRIP LIGHT	
---	UNDER FURNITURES	
---	LED LIGHT PANEL DIFFUSER	
---	EXTERNAL COURTESY LIGHT	22/43
---	DIRECTIONAL SPOTLIGHT	3/3
---	POOL LIGHT	0/4
---	WETBAR SPOTLIGHT	0/3
---	SPOTLIGHT RECESSED	39/308
---	CYLINDRICAL SPOTLIGHT	106/114
---	RECESSED LINEAR SPOTLIGHTS	6/6
---	SPOTLIGHT A	4/4
---	SPOTLIGHT B	5/5
---	WALL LIGHT	13/18
---	WINE CELLAR LIGHT	0/2
---	READING LAMP	16/18
---	COURTESY LIGHT	33/69
---	LED STRIP LIGHT CLOSET	
---	UNDERWATER LIGHT	0/20
---	CHANDELIER	3/3
---	LED STRIP LIGHT ON THE CEILING	
---	TECHNICAL AREA LIGHT	9/25



www.micad.it • info@micad.it

Headquarter • Lecce • ITALY

R&D Dept • Trieste • ITALY

Amedeo Migali
Managing Director

- > +39 3294186028
- > a.migali@micad.it

MICAD
THE CREATIVE
ENGINEERING COMPANY



REGISTERED OFFICE

Via Leuca, 198 - 73100 Lecce (Italy)

> HEADQUARTER

Via Augusto Imperatore, 16 - 73100 Lecce (Italy)
T: +39 0832 359672

> R&D DEPARTMENT

Via Flavia, 23/1 - 34148 Trieste (Italy)
T: +39 040 8333888

www.micad.it - info@micad.it

